







TECHNICAL BOOK



A pioneer in Spain's retail cosmetics industry, LEIM is at the forefront of research and design for some of the world's most advanced, high-quality cosmetic formulations. From these investigations comes products that meet the demands of modern cosmetic science, consumers, and beauticians around the world, constituting a new dimension in skin care.

Because LEIM is your skin's best friend.



SPECIFIQUE SÈCHES

Skin that was soft and problem-free during youth can become rough with maturity, extremely dehydrated, thin and sensitive. If left unprotected, skin can eventually show premature signs of ageing, such as peeling and/or wrinkles.

Use of the **SPECIFIQUE SECHES** line helps protect, nourish, repair and hydrate skin to keep it looking youthful.

DRY SKIN TREATMENT

SPECIFIQUE SÈCHES

HOW DOES SPECIFIQUE SECHES ACT ON YOUR SKIN?

- **Hyper-moisturising effect:** The "NHF" factor promotes natural hydration, acting with the content in the skin. With the passing of time, the skin loses its natural capacity to rehydrate itself. The "Hygroplex", with the same composition of the "NHF", acts on the skin to replenish its natural moisture.
- **Anti-wrinkle action:** thanks to the union of the active ingredients Retinol and Revitalin®, the skin becomes smoother, helping to reduce the depth of wrinkles.
- **Nourishing effect:** besides moisturising the skin, Specifique Sèches contributes the necessary nutrients to keep skin looking young and healthy.
- **Reparative effect:** thanks to the "Reparative Complex", the skin is protected against the deterioration that takes place due to external forces and ageing.
- **Anti-inflammatory effect:** its formula of Hamamelis impedes any reactive action in slightly sensitive skin.





SPECIFIQUE SÈCHES

SKIN TYPE

For dry or dehydrated skin.

PRODUCTS FOR USE IN SALON

- Specificque Seches Cleansing Milk
- Specificque Seches Lotion
- Elastin Ampoules
- Collagen Ampoules
- Professional A.H.A.
- Specificque Seches Day Cream
- Algimagic Moisturising
- Specificque Seches Repair Serum

SALON TREATMENT

- 1· Remove make-up and cleanse face and neck using **Specificque Seches Cleansing Milk**
- 2· Apply the **Specificque Seches Lotion** by massaging into skin.
- 3· To give the skin heightened elasticity, massage in the contents of one **Elastin Ampoule**
- 4· To avoid a possible dehydration of the skin during the treatment, apply the contents of a **Collagen Ampoule** and massage into the skin.
- 5· Apply a small amount of **Professional A.H.A.**, to stimulate an intense cellular renovation:
 - **Mode of application:**
 - a· Spread a small amount over face and neck, except around the contour of the eyes.
 - b· Leave on for 1 minute.
 - c· Rub in with the fingertips using circular movements to get rid of the weathered layer of dead skin cells.
 - d· Clean the area well with damp sponges or cotton wool pads.

- 6· Apply **Specificque Seches Day Cream** by massaging onto the face and neck.
- 7· Next, apply the **Algimagic Moisturising** and leave on for 15 minutes.
- 8· To finish, apply the **Specificque Seches Repair Serum** and massage in until fully absorbed.

HOME TREATMENT

- **In the morning:**
 - a· Cleanse thoroughly using **Specificque Seches Cleansing Milk** and after rinsing off, apply **Specificque Seches Lotion**.
 - b· Apply **Specificque Seches Day Cream** and massage in until fully absorbed.
- **At night:**
 - a· Cleanse thoroughly using **Specificque Seches Cleansing Milk** and after rinsing off, apply **Specificque Seches Lotion**.
 - b· Apply **Specificque Seches Repair Serum** every night and massage in until fully absorbed.

MAIN INGREDIENTS

SPECIFIQUE SECHES DAY CREAM

- Revitalin
- Hygroplex
- Purcelin Oil

SPECIFIQUE SECHES NIGHT SERUM

- Placentol Oilsoluble
- Retinol Palmitate (Vit. A)
- Repair Complex®
- Hamamelis Extract

- Hispagel
- Paraffin Oil
- Purcelin Oil

SPECIFIQUE SECHES CLEANSING MILK

- Paraffin Oil
- Glycerin
- Purcelin Oil

SPECIFIQUE SECHES LOTION

- Hamamelis Extrtact
- Hammamalitanines



NUAGES

Sensitive skin is a rosy colour, soft to the touch, fragile, and generally dry. It reacts to any stimulus, high or low temperatures, and it is prone to redness, flaking and peeling. There is a high risk of suffering from dermatitis and/or numerous allergies.

In order to treat this delicate type of skin, **LEIM** has produced a basic line of products, characterised primarily by their hypoallergenic properties.

SENSITIVE SKIN TREATMENT

NUAGES

HOW DOES NUAGES ACT ON YOUR SKIN?

- **Hypoallergenic properties:** provided by a wide range of active ingredients that are suitable for a sensitive and allergic skin.
- **Reparative effect:** due to the passage of time and to the action of diverse external agents on the skin, it is affected daily. Thanks to the Reparative Complex, the skin recovers its loss of brightness, and active ingredients help to repair damaged DNA.
- **Regenerating effect:** thanks to the specific combination of active ingredients, such as vitamins and minerals, the skin rejuvenates and regenerates itself.





NUAGES

SKIN TYPE

Suitable for sensitive skin.

PRODUCTS FOR USE IN SALON

- Nuages Cleansing Milk
- Nuages Lotion
- Transparent Peeling
- Nuages Day Cream
- Nuages Mask
- Hydrazulene Ampoules
- Nuages Repair Serum

SALON TREATMENT

- 1· Cleanse face and neck using **Nuages Cleansing Milk**.
- 2· Apply the **Nuages Lotion** by gently massaging in.
- 3· Exfoliate the skin using **Transparent Peeling**
- 4· Apply the **Nuages Day Cream** to optimise the hydration of the skin.
- 5· By using a brush or fingertips, apply the **Nuages Mask** in an upward movement. By doing this, we strengthen the skin without any reactivity. Leave on for 15-20 mins or until dry, and remove using damp sponges or cotton wool pads.
- 6· Massage in a **Hydrazulene Ampoule** until fully absorbed into the skin. This helps to repair the hydro-lipidic layer of the skin and maintains its optimum hydration.

- 7· To conclude the treatment, apply the **Nuages Repair Serum** by massaging gently into the skin until fully absorbed.

HOME TREATMENT

- In the morning:
 - a· Cleanse the face and neck using **Nuages Cleansing Milk**, then apply **Nuages Lotion** on perfectly clean skin.
 - b· Apply **Nuages Day Cream** and massage onto face and neck gently, until fully absorbed.
- At night:
 - a· Cleanse the face and neck using **Nuages Cleansing Milk**, then apply **Nuages Lotion** on perfectly clean skin.
 - b· Apply **Nuages Repair Serum** and massage in gently until totally absorbed.

MAIN INGREDIENTS

NUAGES DAY CREAM

- (+), (-)- α Bisabolol
- Oats Extract
- Cyclosilicone
- Dimeticone

NUAGES REPAIR SERUM

- (+), (-), α Bisabolol
- Hamamelis Extract
- Repair Complex®
- Wheat (Triticum Vulgare)
- Germ Extract
- Cyclosilicone
- Dimeticone

NUAGES CLEANSING MILK

- Glycerin
- Propylenglycol
- Azulene

NUAGES MASK

- Allantoin
- Urea
- Sodium Lactate

- Azulene

NUAGES LOTION

- Azulene



CLASSIC LINE

Formulated with rich ingredients that nourish and pamper the skin, LEIM offers a wide variety of exceptional products that have not only withstood fierce competition throughout the years, but also serve clients throughout the world with the utmost satisfaction.

Promising to deliver the best results, LEIM now proudly offers you timeless pieces, the **CLASSIC LINE**.

H Y P E R - D R Y S K I N T R E A T M E N T



CLASSIC LINE

HOW DOES CLASSIC LINE ACT ON YOUR SKIN?

- **Optimises the degree of the skin's hydration:** while repairing the hydro-lipidic layer of the skin, it also provides sufficient collagen to keep it soft and supple.
- **Reduces the appearance of fine lines and wrinkles:** the combined action of vitamins and minerals, such as Vitamin A and numerous amino acids, helps to maintain the skin's elasticity.
- **Replenishes the skin:** by helping to improve skin's metabolism to keep skin feeling fresh and revitalised.
- **Nurtures the skin:** provides the skin with essential elements at the cellular level to optimise the production of new skin cells.





CLASSIC LINE

SKIN TYPE

Extremely dry and sensitive skin

PRODUCTS FOR USE IN SALON

- Specifique Seches Cleansing Milk
- Specifique Seches Lotion
- Elastin ampoules
- Professional A.H.A.
- HID-2 Cream
- Porcelain Mask
- Collagen & Ginseng Ampoules
- Rejuvenating cream
- Nectar Cream
- Cream F
- Porcelain Cream

SALON TREATMENT

- 1· Cleanse face and neck with **Specifique Seches Cleansing Milk**.
- 2· Apply the **Specifique Seches** lotion by gently massaging into the skin.
- 3· Apply one of the **Elastin Ampoules** by massaging into the skin completely.
- 4· Apply a small amount of **Professional A.H.A.** to the face and neck to induce an intense cellular replenishment:
 - **Mode of application:**
 - a· Spread a small quantity over face and neck, except around the eyes.
 - b· Leave exposed for 1 minute.
 - c· Use fingertips to rub in the cream in a circular motion to remove dead skin cells. Cleanse the area well with slightly damp sponges.
- 5· Massage face and neck with the **HID-2 Cream**, without allowing it to penetrate entirely into the skin.
- 6· On this base now apply the **Porcelain Mask** in an

upward motion on the skin, using a brush to reinforce the purifying action of the mask on the skin. Leave on for 15 to 20 minutes until it dries, and remove using damp sponges.

- 7· Massage in a **Collagen & Ginseng** ampoule until fully absorbed, to moisturise and revitalise the skin.
- 8· Apply the **Rejuvenating Cream** by gently massaging into the skin. Its effect will help slow down the signs of ageing and deterioration on the skin.

- * In cases where an anti-wrinkle formula is wanted, substitute the **HID-2 Cream** in point 5 for the **Nectar Cream**.
- ** To provide the skin with increased nutrition, substitute the **Rejuvenating Cream** in the point 8 with the **Cream F**.
- *** In cases when the skin is very dry and/or aged, substitute the **Rejuvenating Cream** in point 8 the **Porcelain Cream**.

HOME TREATMENT

• In the morning:

Having cleansed the face and neck thoroughly, apply the **HID-2 Cream** by massaging it in until fully absorbed. If an anti-wrinkle formula is required, alternate the use of the **HID-2 Cream** with the **Nectar Cream**.

• At night:

After cleansing face and neck, massage the **Cream F** into skin. If a rejuvenating action is required, alternate the use of **Cream F** with the **Rejuvenating Cream**.

- * In the cases where skin is very dry and/or aged, substitute the use of **Cream F** for the **Porcelain Cream** at night.

MAIN INGREDIENTS

HID-2 CREAM

- Ascorbic Acid
- Collagen
- Elastin
- Mucopolisaccharides
- Allantoin

NECTAR CREAM

- Ethyl Mustelate
- Beeswax
- Lanolin Oil
- Allantoin
- Sodium Lactate
- Azulene

F CREAM

- Linoleic Acid
- Linolenic Acid
- Iso-Leucine
- Beeswax

SKIN TONER CREAM

- Beeswax
- Lanolin Oil
- Linolenic Acid
- Hystidine
- Glutamine

PURCELIN CREAM

- Beeswax
- Lanolin
- Lanolin Oil
- Linolenic Acid



JEUNESSE

As a general rule, acne only affects youths during puberty, lasting sometimes to the age of 30. But it is a continuous and persistent problem for any beautician, and gives cosmetics laboratories one of their biggest challenges.

Now **LEIM** gives you **JEUNESSE**, a complete and effective treatment that helps you treat the problem in a radical way, leaving your skin looking pure and healthy.

ANTI-ACNE TREATMENT

JEUNESSE

HOW DOES JEUNESSE ACT ON YOUR SKIN?

- **Helps to control sebum production:** the organic sulphur ingredient acts on the sebaceous glands helping to regulate their secretion, thus helping to reduce the production of excess oils on the skin's surface.
- **Purifies the skin:** natural extracts such as Gentian help to rid the skin of harmful micro-organisms. It leaves the skin fresh and totally cleansed.
- **Gentle herbal action:** natural extracts such as camomile, Indian chestnut tree oil, and sage

regulate the excessive production of fatty acids, without any side effects.

- **Nourishing and replenishing action:** due to the composition of vital ingredients such as organic sulphur, salicylic acid, resorcinol and Aluminium hydroxide.
- **Moisturising action:** it is easy to forget that skin prone to acne also needs hydration. This range of products provides the skin with the moisturising action it needs to stay soft, without making it greasy.





JEUNESSE

SKIN TYPE

Particularly for problem skin, prone to acne.

PRODUCTS FOR USE IN SALON

- Jeunesse Cleansing Milk
- Jeunesse Lotion
- Collagen Ampoules
- Professional A.H.A.
- Jeunesse Day Cream
- Sayonara Ampoules
- Jeunesse Mask

SALON TREATMENT

- 1· Cleanse face and neck using Jeunesse Cleansing milk.
- 2· Massage in Jeunesse Lotion.
- 3· Massage a Collagen Ampoule into the skin
- 4· Apply the Professional A.H.A. and leave on for 2 to 5 minutes. Rinse off with cold water.
- 5· Apply a Sayonara Ampoule by massaging in completely. This provides a healing and restructuring action on the skin.
- 6· Apply a layer of Jeunesse Mask and leave on for 15 minutes and rinse off with cold water.
- 7· To complete the treatment, apply Jeunesse Day Cream with a light massage, until fully absorbed.

HOME TREATMENT

- In the mornings:
 - a· Cleanse face and neck using Jeunesse Cleansing milk. Next, apply Jeunesse Lotion.
 - b· To extend, apply a Sayonara Ampoule by massaging gently onto face and neck.
 - c· Finally, massage Jeunesse Day Cream into the skin until fully absorbed.
- At night:
 - a· Cleanse face and neck using Jeunesse Cleansing milk. Next, apply Jeunesse Lotion.
 - b· To extend, apply a Sayonara Ampoule by massaging gently onto face and neck.
 - c· Next, apply a thin layer of Jeunesse Mask and leave on for 15 minutes. Remove using damp cotton wool pads.
 - d· To finish a complete treatment, apply a small amount of Jeunesse Lotion to face and neck. Massage in until fully absorbed by the skin.

MAIN INGREDIENTS

JEUNESSE DAY CREAM

- Special Anti-Acne Extract
- Gentian Extract
- Biologic Sulphur
- Glycerin
- Propylenglycol

JEUNESSE MASK

- Salicilic Acid
- Menthol
- Sulphur Precipitated
- Gentian Extract

JEUNESSE CLEANSING MILK

- Glycerin
- Paraffin Oil
- Gentian Extract

JEUNESSE LOTION

- Resorcine
- Special Anti-Acne Extract
- Gentian Extract
- Vitamin B6
- Menthol
- Alcohol Denat



ALTERNATIVE C LINE

When skin is exposed to UV rays and other environmental factors, it shows signs of ageing. The cause of slow and unstoppable ageing is the result of free radicals, skin's worst enemy. To protect your skin against the formation of free radicals, we offer a great solution: **ALTERNATIVE C LINE.**

ANTIOXIDATING TREATMENT



ALTERNATIVE C LINE

HOW DOES PURE VITAMIN C ACT ON YOUR SKIN?

- Actively protects the skin due to its anti-free radicals properties that prevent the damage caused by the environment.
- Helps illuminate the complexion by stimulating the blood's micro-circulation.
- Revitalises skin cell activity by speeding up the exchanges among cells.
- Strengthens skin firmness by intensifying the synthesis of collagen fibres.

■ ALTERNATIVE C VIALS with Pure Vitamin C

Alternative C Vials with Pure Vitamin C protects the skin from external aggressions and fights free radicals, which leads to cellular oxidation and ageing. By reducing cellular oxidation, **Alternative C Vials with Pure Vitamin C** helps increase the metabolism, and improves natural activity and development of skin cells. This improvement of cellular metabolism helps increase the natural synthesis of collagen in our skin, noticeably improving the skin's hydration and firmness. As a result, it helps prevent and decrease the appearance of wrinkles.



■ ALTERNATIVE C CREAM

Pure Vitamin C loses its effectiveness 10 days after being made into a gel or a cream. To prevent this, our new technology incorporates Vitamin C coated with Stearyl Alcohol into the new **Alternative C Cream**. Its content in A.H.A. helps ensure the constant renewal of epidermal cells, increasing the action of Vitamin C. The constant use of **Alternative C Cream** will guarantee the protection, regeneration and reaffirmation of your skin. **Alternative C Cream** is a hypoallergenic product, suitable for all skin types, and it can be used at any time of the day. It is advisable to use it after the **Alternative C with Pure Vitamin C**.

■ ALTERNATIVE C SILK SERUM

This silky emulsion is fresh and pleasant, and helps supply our skin with vitamin C. Using it at any time during the day, and all year long, ensures total anti-free radical protection. This is achieved thanks to the incorporation of Magnesium Ascorbyl Phosphate, a derivative of Vitamin C that, once absorbed, is transformed by the phosphates of the skin into pure Vitamin C, keeping intact the properties of the Vitamin C in an emulsion.

Cucumber Extract added to the emulsion softens, moisturises, and decongests our skin. **Alternative C Silk Serum** also has S.P.F. 12 (American S.P.F. 24), which protects the skin from UV rays.

The continuous use of **Alternative C Silk Serum** ensures your skin is firm, protected, and helps reduce wrinkles.



ALTERNATIVE C LINE

SKIN TYPE

Suitable for all skin types

PRODUCTS FOR USE IN SALON

- Cleansing milk
- Lotion
- Elastin Ampoules
- Transparent Peeling
- Alternative C Vials with Pure Vitamin C
- Alternative C Cream
- Algimagic Moisturising
- Alternative C Silk Serum

SALON TREATMENT

1. Cleanse face and neck with **Cleansing Milk** appropriate to skin type.
2. Massage the appropriate **Lotion** into the skin.
3. To provide the skin with the elasticity needed to continue treatment, massage fluid from the **Elastin Ampoules** into the skin.
4. Use **Transparent Peeling** to exfoliate the skin. This will rejuvenate the skin, and make it more receptive to further treatment.
5. Apply several drops of **Alternative C Vials with pure Vitamin C** to the skin until fully absorbed. This will help combat cellular oxidation, and protect the skin against free radicals.
6. Massage **Alternative C Cream** into the skin. This regenerates and reaffirms the texture of the skin.

7. Apply the **Algimagic Moisturising**. Leave on for 15 minutes to maintain optimum skin hydration.
8. Conclude the treatment by massaging **Alternative C Silk Serum** into the skin. It softens, moisturises, and tones the skin.

HOME TREATMENT

- In the morning:
 - a. Once skin has been fully cleansed, massage in the **Alternative C Silk Serum**. This product can be applied at various times during the day, whenever necessary.
- At night:
 - a. Cleanse face and neck fully to remove daily grime, and apply **Alternative C Vials with pure Vitamin C**. Massage into the skin until fully absorbed.
 - b. Next, apply **Alternative C Cream** on face and neck, massaging in until completely absorbed.



MAIN INGREDIENTS

ALTERNATIVE C VIALS

- Pure Vitamin C

ALTERNATIVE C CREAM

- Coated Vitamin C
- Glicolic Acid

ALTERNATIVE C SILK SERUM

- Magnesium Ascorbyl Phosphate
- Cucumber Extract
- Phenylbenzimidazole Sulfonic Acid (Solar Filter)



Ageing of the skin is a result of irreversible cell degeneration, and many factors can make skin dry, rough, and dehydrated. This makes your skin vulnerable to the appearance of wrinkles.

LEIM has been able to delay this degenerative process. By joining the action of Co-enzyme Q-10 (which protects the cell from the destructive action of free radicals) and Retinol (the best and most powerful anti-wrinkle product known), **LEIM** has achieved the ultimate anti-ageing line.

ANTI-AGEING TREATMENT



HOW DOES Q-10 RETINOL DEFENCE ACT ON YOUR SKIN?

- **Effectively protects your skin, and reduces oxidation.** In its natural state, the Co-enzyme Q-10 (Ubiquinone) is found in all tissues in our bodies. It acts as a protector of Vitamin E, which – due to its anti-oxidising properties – guards cells from the destructive action of free radicals.
- **Improves the skin's hydration level.** Around age 20, our skin starts to age, due to a decrease in the production of the Co-enzyme Q-10. These levels are necessary to neutralise free radicals, and avoid cell oxidation in our body. The Co-enzyme Q-10 improves the level of the skin's hydration due to its protecting and anti-oxidising properties.
- **Helps cell regeneration.** Cell oxidation is the start of the skin's degenerative process, and external help is needed to activate the development of tissues. Thanks to Retinol (Vitamin A), the growth and normal development of the epithelial tissues are improved. This powerful formulation is the best-known and one of the most efficient anti-ageing formulas available.



■ DAY CREAM

External factors like wind, heat, cold, and harsh soaps make the skin lose part of its lipidic protecting layer, and its ability to maintain optimal levels of moisture, leading to the appearance of wrinkles.

It is vital to give your skin adequate hydration to ensure maximum penetration of the active ingredients in our **Day Cream**. Applying **Day Cream** in the morning helps optimise the skin's level of hydration, and create an efficient anti-wrinkle action. An anti-oxidising effect is created, and liberates the skin from free radicals. **Day Cream** which contains S.P.F. 12 (American S.P.F. 24).

■ NIGHT REPAIR SERUM

Our skin is exposed to sun, wind, and other external factors during the day, which affect both the dermis and epidermis, layers of skin that represent a functional unit. This negative action is increased during ageing, when the skin's enzymatic activity is reduced and all vital processes slow down. To keep skin looking young, it is important to repair and prepare your skin to face a new day. **NIGHT REPAIR SERUM** responds to your needs by repairing skin, providing an anti-ageing action, and significantly reducing accumulated free radicals.



SKINTYPE

Suitable for all skin types

PRODUCTS FOR USE IN SALON

- Cleansing Milk
- Lotion
- Elastin Ampoules
- Transparent Peeling
- Q10 Retinol Defence Day Cream
- Porcelain Mask
- Q10 Retinol Defence Night Repair Serum

SALON TREATMENT

- Remove make up and cleanse face using appropriate **Cleansing Milk** according to skintype.
- Massage in the suitable **Lotion** according to skintype.
- Massage in the contents of one **Elastin Ampoule**.
- Exfoliate using the **Transparent Peeling**.
- Massage the **Q10 Retinol Defence Day Cream**.
- Apply the **Porcelain Mask**, either using fingertips or a brush, in an upward direction. This enforces a whitening action on the skin. Leave on for 15-20 minutes and remove using damp sponges or cotton wool pads.

HOME TREATMENT

- **In the morning:**
 - Cleanse face and neck using appropriate **Cleansing Milk** according to skintype, and apply suitable **Lotion**.
 - Apply **Q10 Retinol Defence Day Cream** and massage into face and neck until fully absorbed.
- **At night:**
 - Cleanse face and neck using appropriate **Cleansing Milk** according to skintype, and apply suitable **Lotion**.
 - Apply **Night Repair Serum** and massage into face and neck until fully absorbed.



MAIN INGREDIENTS

DAY CREAM

- Hyaluronic Acid
- Retinol Palmitate
- Co-enzyme Q-10 (Ubiquinone)
- Glycoproteins

NIGHT REPAIR SERUM

- Vitamin E
- Retinol Palmitate (Vitamin A)
- Co-enzyme Q-10 (Ubiquinone)
- Rosehip Oil
- Vitamin F



The tanning process is a natural defence that protects the skin against harmful sun rays. The UV rays stimulate a series of photo-biochemical reactions during which melanocytes (cells of the basal layer of the epidermis) segregate a natural photo-protecting pigment: melanin. When reaching the cutaneous layer, some UV rays are reflected, but they also penetrate into the deep layers of the epidermis and the dermis, launching many biological changes that increase cutaneous deterioration.

SUN T A N L I N E



HOW DOES ALTERNATIVE SUN ACT ON YOUR SKIN?

- Protects against the danger from sun exposure, and the long-term harmful effects produced by repeated exposure to the sun. These are minimized due to a wide spectrum of Alternative Sun products.
- Reduces the effects of wrinkle formation, due to the hydro-regulating action in the hydro-lipidic layer of the skin.
- Provides anti-free radical action, thanks to the protective roles of Vitamins E and C.
- Helps prevent the formation of skin spots, thanks to the inhibiting action that Melawhite® – added to the Sun Formula – exercises on the enzyme Tyrosine.
- Moisturising effect comes from rich extracts of Aloe Vera, Collagen, and Elastin. The levels of hydration and the elasticity of the skin are normalized.



■ SUNTAN ACTIVATOR S.PF.3 (AMERICAN S.PF.7)

This product is suitable for people with skin types used to frequent exposure to the sun, or with a tendency to slow development of Melanin. This product helps activate the production of Melanin, helping you achieve a fast, intense, and long-lasting tan. Aloe Vera Extract, and Vitamins E and C, create a powerful combination to protect against free radicals.

■ CAROTENE MILK S.PF.6 (AMERICAN S.PF.15)

Its medium level S.PF. makes this suntan product suitable for all skin types without a noticeable sensitivity to the sun. The combined action of Vitamin E and rich Carrot Extracts provide the skin with the necessary balance of hydration and nourishment, while guaranteeing a safe and attractive tan.

■ SUNTAN BALANCE S.PF.15 (AMERICAN S.PF.30)

This product is ideal for very pale skin that is sensitive to sun exposure, and with a tendency to develop an irregular tan. By inhibiting the enzyme Tyrosine and controlling Melanin reactions, this products allows a uniform and spotless tan. Ingredients like Aloe Vera Extract, Vitamin E, Collagen, and Elastin ensure good protection for the skin, hydrating it and improving its elasticity, and achieving an effective anti-wrinkle action.

■ REPAIR COMPLEX PRE-SUN

To obtain an attractive and safe tan, with no dehydration, spots, or wrinkles, it is essential to give your skin the pre-sun preparation it needs. Strengthening your skin with the proper elements ahead of time helps it to tan properly, and maintain the right amount of moisture.

- **Repair Complex Pre-Sun** is a product that combines vital ingredients such as:
- **Oligopeptides**, efficient inter-cellular messengers.
- **Collagen**, indispensable to maintaining hydrated skin.
- **Elastin**, which helps maintain skin firmness and elasticity.
- **Magnesium Ascorbyl Phosphate**, to ensure the elimination of free radicals.
- **Rosehip Seed**, an essential ingredient promoting cell regeneration.

■ AFTER SUN

During exposure to the sun, the skin becomes dehydrated, and its hydro-lipidic barrier becomes seriously damaged, which can lead to annoying irritations. By applying AFTER SUN following exposure to the sun, Carrot Extract, Hyaluronic Acid, and Aloe Vera in the formula will re-hydrate, refresh, and soften your skin.



3

6

15

MAIN INGREDIENTS

AFTER SUN

- Cucumber Extract
- Hyaluronic Acid
- Aloe Vera Extract

SUNTAN ACTIVATOR

- Aloe Vera Extract
- Vitamin E
- Magnesium L-Ascorbyl Phospate (Vitamin C)
- Phenylbenzimidazole Sulfonic Acid (Solar Filter)

CAROTENE MILK

- Vitamin E
- Aloe Vera Extract
- Carrot Extract
- Octocrylene
- Titanium Dioxide

SUNTAN BALANCE

- Melawhite
- Aloe Vera Extract
- Vitamin E
- Elastin
- Collagen
- Titanium Dioxide

REPAIR COMPLEX PRE-SUN

- Elastin
- Rosehip Oil
- Glycoproteins
- Magnesium Ascorbyl Phosphate(Vitamin C)
- Repair Complex



At LEIM, we realise that no synthetic product is more effective for your skin than the total complexes we derive from nature. Properly extracted, these natural complexes supply us with all their beneficial effects.

Now you can nourish your skin with the natural richness of apple, grape, apricot, lemon, mango, papaya, and avocado in a fruit complex formula, from which **LEIM** has developed **FRUIT LINE**.

REVITALIZING TREATMENT



HOW DOES FRUIT LINE ACT ON YOUR SKIN?

FRUIT LINE supplies your skin with rich, active vitamins and minerals, including:

- **Vitamin C**, which acts as an antioxidant. It stimulates the collagen synthesis and normalises the pigmentation of the skin.
- **Provitamin A**, which provides protection from UV rays and acts as a stimulus for gaining a suntan.
- **Albuminoids**, which nourish and regenerate the skin.
- **Vitamins D, E and H**, to stimulate the cells' metabolism.
- **Alpha Hydroxide Acids**, to exfoliate and replenish the skin.
- **Fructose**, which moisturises and softens skin.

FRUIT LINE also supplies your skin with a range of other vitamins and minerals, including: **Vitamins B1, B2, B5, B6, B8, Vitamin PP, Mineral Salts, Amino Acids And Carbohydrates**. These essential vitamins and minerals help firm and hydrate the skin, improving its appearance and decreasing the visibility of wrinkles. FRUIT LINE will help revitalise your skin.



■ LIVING NATURE

For this revolutionary, three-phase product, we have selected the most active oily extracts **Rosehip Seed** and **Avocado**, along with the water-soluble extracts of **Papaya** and **Kiwi** for added vitamins. This new three-phase system allows your skin to receive the highest concentrations of these extracts, which remain separate in the formula, avoiding any synergetic action among them.

Using **LIVING NATURE** daily will help your skin:

- 1• **Re-establish** cell performance.
- 2• **Regenerate** itself, and decrease the appearance of wrinkles.
- 3• Remain **protected** against harsh environmental conditions.
- 4• Maintain **optimal hydration levels**.
- 5• **Normalise** pigmentation, and avoid the formation of dark spots.
- 6• **Increase** Collagen production.

■ OXYREPAIR

Oxyrepair helps oxygenate and repair your skin: two powerful concepts that combine to produce a variety of joined actions. these actions are achieved with our exclusive fruit complex fl, contained in **Oxyrepair** all the fruit richness in only one product, a result of the most advanced cosmetic-natural technology.

The combined action of active materials in the FL complex help revitalise your skin, giving it a firm, oxygenated, and bright appearance every day.



SKIN TYPE

All types of skin

PRODUCTS FOR USE IN SALON

- Cleansing Milk
- Lotion
- Collagen & Ginseng ampoules
- Professional A.H.A.
- Oxyrepair
- Porcelain Mask
- Living Nature

SALON TREATMENT

1. Remove all make-up and cleanse face and neck with appropriate **Cleansing Milk** for skin-type.
2. Massage in the appropriate **Lotion** for particular skin-type.
3. Apply an **Elastin Ampoule** and massage in thoroughly.
4. In order to moisturise and revitalise the skin in preparation for the rest of the treatment, apply a **Collagen & Ginseng Ampoule** and massage in to the skin.
5. Apply a small amount of **Professional A.H.A.** to the face and neck. This will induce an intense cellular replenishment:
 - **Mode of application:**
 - a. Spread a small quantity over face and neck, except around the eyes.
 - b. Leave exposed for one minute.
 - c. Use fingertips to rub in the cream in a circular motion to remove dead skin cells. Cleanse the area well with slightly wet sponges.

6. Until fully absorbed, massage in **Oxyrepair** to refresh and oxygenate the skin.
7. On this base now apply the **Porcelain Mask** in an upward motion on the skin, using a brush to reinforce the purifying action of the mask on the skin. Leave on for 15 to 20 minutes, until it dries, and remove by using damp sponges.
8. To conclude, massage **Living Nature** into the skin, which will provide a totally revitalising action on the skin.

HOME TREATMENT

- **In the morning:**

Having cleansed the face and neck, massage **Oxyrepair** into the skin until fully absorbed. **Oxyrepair** is a treatment that can be re-applied many times during the day as needed.

- **At night:**

On a cleansed face and neck, apply a small amount of **Living Nature**, massaging in until fully absorbed. If skin is very dry, apply **Oxyrepair** after the lotion.



MAIN INGREDIENTS

OXYREPAIR

- Urea
- Lactic Acid
- Allantoin
- Prunus Persica Extract
- Apyrus Extract
- Vitis Vinifera Extract
- Citrus Limonum Extract
- Magnifera Indica Extract
- Carica Papaya Extract
- Passiflora Incarnata Extract

LIVING NATURE

- Avocado Extract
- Rosehip Oil
- Papaya Extract
- Kiwi Extract



MELAWHITE.

Darkening of the skin, either total (dark complexion), or partial (dark blemishes, freckles, etc.), is caused by an excess production of melanin. This is a hormone synthesised in special cells of the epidermis, called melanocytes and an enzyme called Tyrosine induces its production.

WHITENING TREATMENT



MELAWHITE.

HOW DOES MELAWHITE® ACT ON YOUR SKIN?

- Reduces the pigmentation of your skin as it inhibits the activity of Tyrosine.
- Reduces skin blemishes that have been caused both by the sun and by the ageing process. By blocking the Tyrosine, excessive or irregular blemish production is eliminated.
- Increases the elasticity and firmness of the skin, thanks to the effects of Collagen and Elhibin (a leguminous seed extract), found in Melawhite.
- Helps to prevent irritation and inflammations caused by excessive exposure to the sun. In addition to incorporating sun screen factor 12 (American S.P.F. 24), it contains powerful anti-inflammatory agents in the form of Phytaluronate (locust bean extract) and Immucel (Oligopeptides Complex).

The success of Melawhite® comes from its ability to completely control melanogenesis by preventing the Tyrosine present in skin cells from becoming active.

■ MELAWHITE® CREAM

It is important to slow the action of Tyrosine throughout the day, and we advise applying **Melawhite® Cream**. Using **Melawhite® Cream** in the morning will help ensure the night treatment, **Melawhite® Vials**, maintains its outstanding performance. Collagen and Elhibin in the formula may also help reaffirm and increase the skin's elasticity. And, thanks to its A.H.A. contents, a high level of cell renewal can be achieved in preparation for the night treatment. **Melawhite® Cream** also has S.P.F. 12 (American S.P.F. 24), which protects the skin from UV rays that are responsible for the activity of Tyrosine. Using **Melawhite® Cream** can achieve a whitening effect, and help firm, revitalise, and protect your skin.

■ MELAWHITE® VIALS

Containing 3x8ml vials with our special Melawhite® based formula, and 1x20ml with A.H.A. Treatment, **Melawhite® Vials** is a night "shock" treatment. It has impressive cell renewal and depigmentation properties, and the A.H.A. treatment vial helps achieve a deep cellular renewal of the skin. The A.H.A. Melawhite® acts on the cornea layer of the skin, and reduces the cells' adhesive properties. This makes the cells loosen and detach, which helps create younger looking skin, and allows Melawhite's® active ingredients (applied later), to penetrate the skin more easily.

Applying Melawhite® helps gradually reduce skin pigmentation, due to its powerful ability to inhibit the action of the Tyrosine. This helps slow the synthesis process of Melanin. Continued use of **Melawhite® Vials** will renew the skin, will clear its tone, and reduce blemishes and freckles.





MELAWHITE.

SKIN TYPE

Skin with pigmentation problems

PRODUCTS FOR USE IN SALON

- Cleansing Milk
- Lotion
- Hidraleim Ampoules
- Melawhite Vials (Vial A.H.A. Treatment)
- Melawhite Vials (Vial Gel)
- Melawhite Cream
- Porcelain Mask

SALON TREATMENT

1. Remove make-up and cleanse face and neck using the appropriate **Cleansing Milk** for the type of skin.
2. By means of massage, apply the appropriate **Lotion** for the skintype.
3. To provide to the skin the necessary elasticity to continue the treatment appropriately, apply an **Elasticity Enhancing Ampoule** by massaging into the skin.
4. Next apply a **Hidraleim Ampoule** and massage in fully. When used on overly hydrated skin, it decreases the amount of attraction to dead skin cells and thus leaves the skin in better condition to continue treatment.
5. Apply a small quantity of **A.H.A. Treatment** to the face and neck, to provoke an intense cellular renovation:
 - **Mode of application:**
 - a. Spread a small quantity on face and neck, except around the contour of the eyes.
 - b. Leave on for 1 minute.
 - c. Rub in with fingertips, using circular movements to remove the weathered layer of dead skin cells.

d. To remove, cleanse the area using damp sponges or cotton wool pads.

6. Massage in a **Melawhite® Vial** to get a gradual reduction of the pigmentation of the skin.
7. Apply the **Porcelain Mask** by using either the fingertips or a brush. This will reinforce the bleaching action on the skin. Leave on for 15 to 20 min., until it dries then remove using damp cotton wool pads.
8. To complete the treatment massage in **Melawhite® Cream**.

HOME TREATMENT

• In the morning:

On totally clean skin, apply **Melawhite® Cream** to face and neck by massaging in lightly until fully absorbed. If a bleaching action is only wanted on a certain area, then apply the cream to that particular area only.

Melawhite® Cream can be applied at numerous times throughout the day if required.

• At night:

- a. Every night, on perfectly clean skin, apply a small quantity of **Melawhite® Vial** to the face and neck by massaging with the fingertips until absorbed.
- b. Every other day, apply the **A.H.A. Treatment** before the **Melawhite® Vial**



MAIN INGREDIENTS

MELAWHITE® CREAM

- Melawhite®
- Collagen
- Glycolic Acid
- Phenylbenzimidazole Sulfonic Acid (Solar Filter)
- Wheat (Triticum Vulgare)
- Retinol Palmitate (Vitamin A)

MELAWHITE® VIALS

Melawhite® Gel Vial:

- Melawhite®
- Collagen
- Wheat (Triticum Vulgare)
- Glycoproteins
- Phenylbenzimidazole Sulfonic Acid (Solar Filter)

A.H.A Treatment Vial:

- Glycolic Acid
- Retinol Palmitate (Vitamin A)

G O L D L I N E

Gold is the mystic element that has been evoked in the dreams of human beings since ancient times, and is a symbol of the sacred and eternal value that we attribute to our lives. Its beneficial properties on the skin were already known by the oldest civilisations, and the ancient alchemists made frequent use of it in their formulae. Today, LEIM gives you **GOLD LINE**, a complete line that contains real 23K Gold. It nurtures, revitalises, and gives a special brightness to your skin.

G O L D L I N E

HOW DOES GOLD LINE ACT ON YOUR SKIN?

- Provides a stimulating action on the skin cells that comes from vitamins and minerals obtained from Soya proteins.
- Enhances the essential enzyme reactions at cellular level due to its complex formula of proteins.
- Activates the division and regeneration processes in the skin cells that keep it looking young thanks to the inclusion of Oxygen particles, which provides the cells with the necessary energy for these reactions.

■ LIP TREATMENT GOLD

The lips require careful attention and particular special care. The skin on the lips is very different from the rest of the face, and is perhaps the most fragile. **Lip Treatment Gold** aids the regeneration of new cells, and helps avoid the formation of scar tissue.

■ EYE CONTOUR GOLD

Wrinkles, sinking of the skin, laugh lines, water retention, bags, dark shadows, and skin degeneration are some of the signs of ageing.

Eye Contour Gold contributes to the maintenance of hydration and elasticity necessary to the tissue around the eyes.

■ GOLD FLASH GEL

Specially recommended for tired skin, or for use during particularly stressful periods, in which the signs of ageing are accentuated. For nights out or special occasions, its effect is nothing less than spectacular.

■ CLEANSING GOLD

Provides a deep cleansing of the skin, which is heightened by the effectiveness of the products applied later on. **Cleansing Gold** helps to completely remove the skin's impurities.

■ OXYGEN GOLD

Oxygen provides the cells with the necessary energy to activate the processes of cell division and regeneration that maintain the appearance of young-looking skin. The success of **Oxygen Gold** is based on preserving an effective transport system that provides the cells with vital amounts of oxygen for absorption.

■ ANTI-WRINKLE GOLD

The skin, when ageing, has reduced enzymatic activity, and all the vital processes continue at a reduced speed. The biggest changes affect the composition and metabolism of the dermis, which means that the physical appearance of the skin is also affected with wrinkles being the most apparent sign. With **Anti-Wrinkle Gold**, we help to stimulate the function and metabolism of the cells, provide protection against UV rays and other external factors that accelerate the process of ageing.

■ HYDRODIFFUSING GOLD 1-2-3

By combining the hydrating power of Hyaluronic Acid and Polysaccharides in the one gel, together with the protective action of the skin that activates the Vitamin E contained in the drops of emulsion, **Hydrodiffusing 1-2-3** provides the skin with softness, elasticity and protection of the skin's lipidic layer.

G O L D L I N E

SKIN TYPE

Suitable for all skin types.

PRODUCTS FOR USE AT HOME

- Cleansing Gold
- Hydrodiffusing Gold
- Eye Contour Gold
- Lip treatment Gold
- Oxygen Gold
- Gold Flash Gel

HOME TREATMENT

- In the morning:
 - a. Cleanse face and neck with **Cleansing Gold**. Apply with the fingertips in rotating motion. Remove using damp cotton ball or pad.
 - b. Apply the appropriate **Hydrodiffusing Gold** for the particular skin type. Spread over face, without massaging in completely.
 - c. Apply the **Eye Contour Gold** to the eyelids, extending from the interior part of the eyelid to the external side. Spread in, always in the same direction, until fully absorbed.
 - d. Apply a small amount of the **Lip Treatment Gold** on the lips, always spreading in the same direction. Allow 1-2 minutes to dry, and apply lip-pencil if desired.
- At night:
 - a. Cleanse face and neck with **Cleansing Gold**. Apply in a rotating movement using fingertips. Remove using damp cotton ball or pad.
 - b. Apply a small quantity of the **Anti-Wrinkle Gold**. Once absorbed, apply a small quantity of the Anti-Wrinkle Cream.

- c. Apply the **Eye Contour Gold** to the eyelids. Spread continually from the interior part of the eyelid to exterior until fully absorbed.
- d. Apply a small quantity of the **Lip Treatment Gold** to the lips, always spreading in the same direction.

- * In cases where skin may be slightly rough, substitute the use of **Gold Anti-Wrinkle Gel** for **Oxygen Gold**.
- ** For times when skin is tired, during periods of excess stress or for nights out or special occasions, the invigorating action of **Gel Flash Gold** is spectacular. To use, spread a small amount on face and neck, without massaging. Allow to dry and apply make-up with gentle use of sponge.

Note: Keep products refrigerated for best results.



MAIN INGREDIENTS

LIP TREATMENT

- Polyacrylate
- Wheat (Triticum Vulgare)
- Placentol
- Revitalizing Complex
- Gold 23K

EYE CONTOUR GOLD

- Polyacrylate
- Lisate of Bifido Bacteriae
- Hammamelis Extract
- Gold 23K

GEL FLASH GOLD

- Albumin Serum
- Complex LAV
- Gold 23K

CLEANSING GOLD

- Glycerin
- Glycerin Clatrate
- Aloe Vera Extract
- Gold 23K

OXYGEN GOLD

- Isopropyl Myristate
- Glycoproteins
- Gold 23K

ANTIWRINKLES GOLD

- Isopropyl Myristate
- Elastin
- Hydrating Complex
- Placentol
- Gold 23K

HYDRODIFFUSING GOLD

- Glycerin
- Cetearyl Octanoate
- Aloe Vera Extract
- Hyaluronic Acid
- Mucopolisaccarides
- Vitamin E
- Phenylbenzimidazole Sulfonic Acid (Solar Filter)
- Gold 23K



ALGIMAGIC *Plastic Mask*

By combining an effective modelling action on the face with a selection of the best active ingredients -- and the extraordinary firming power of Alginate (obtained from dark algae) -- LEIM has found the ideal complement for the beginning or ending of any skin treatment. ALGIMAGIC offers a solution for every skin problem.

PLASTIC MASK



HOW DOES ALGIMAGIC ACT ON YOUR SKIN?

■ ALGIMAGIC MOISTURISING

Due to Carrot and Cucumber Extract content, it provides a moisturising effect, improving elasticity of the skin, thanks to influence on the colloidal balance of the cell.

■ ALGIMAGIC NOURISHING

Thanks to Hop and Hyperic Extracts, we can stimulate the epidermic cell renewal, activating its regeneration.

■ ALGIMAGIC REAFFIRMING

Watercress and Horsetail Extracts helps fight against

flaccidity of the skin. This helps activate subcutaneous irrigation, and increase resistance and elasticity of the skin.

■ ALGIMAGIC OXYGENATING

Helps to increase the velocity and volume of subcutaneous blood circulation, improving normal cell metabolism, thanks to the Oligopeptides contained in this formula.

■ ALGIMAGIC DECONGESTIVE

It delivers a decongestive action, with refreshing and calming effects, due to Camomile and Sage Extracts.

ALGIMAGIC BIOLÓGICOS	Moisturising	Nutritional	Reaffirming	Oxygenating	Decongesting
Elastin	Hydration Elasticity Toughness	Regeneration Elasticity Toughness	Reaffirmation Elasticity	Revitalisation	
Collagen		Regeneration Hydration	Reaffirmation Hydration	Revitalisation Hydration	
Placenta	Hydration Reaffirmation Elasticity	Regeneration Hydration Reaffirmation Elasticity	Reaffirmation Hydration Elasticity	Revitalisation Hydration Reaffirmation Elasticity	
Propolis	Hydration Vaso-constriction	Regeneration Vaso-constriction	Reaffirmation Vaso-constriction	Revitalisation Vaso-constriction	Decongestion Vaso-constriction
Royal Jelly	Hydration Regeneration		Reaffirmation Regeneration	Revitalisation Regeneration	
Sayonara	Hydration Acne problem	Regeneration Acne problem	Reaffirmation Acne problem	Revitalisation Acne problem	Decongestion Acne problem
Biorubine	Hydration Anti-redness	Regeneration Anti-redness	Reaffirmation Anti-redness	Revitalisation Anti-redness	Decongestion Anti-redness
Firming	Hydration Reaffirmation	Regeneration Reaffirmation		Revitalisation Reaffirmation	
Collagen + Ginseng	Hydration Revitalisation	Regeneration Revitalisation	Reaffirmation Revitalisation		

With the Algimagic Plastic Mask, you can make more than 35 different treatments, adapting Algimagic to the problem that you are treating. For this purpose, you can use up to 5 types of biological Ampoules per application to increase the amazing Algimagic properties to suit your needs. Simply choose the proper biological Ampoule(s), and add to the water used for the preparation of the Algimagic; note that you can use more than one biological Ampoule. In the outline provided, you can see the variety of unlimited options among Algimagic Plastic Masks and biological Ampoules. **Algimagic: one solution for every problem**



SKIN TYPE

Suitable for all skin types

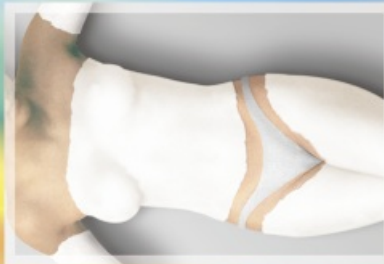
HOW TO USE

We can apply the Algimagic mask at the beginning or end of any treatment, depending on the status of the skin at either time.

PREPARATION OF ALGIMAGIC

- First, cleanse and tone your skin, and peel off with A.H.A. if needed. Apply Algimagic and, after removal, continue with the treatment.
- Afterwards, apply Algimagic as the last step of the treatment. If necessary, end with the application of a biologic ampoule(s), suitable for the treatment performed.

- 1· Pour water into a rubber bowl filled with one heaping tablespoon of Algimagic Mask, and stir with a spatula until achieving a uniform consistency that is easily applicable (1 part Algimagic Mask to approximately 2-2.5 parts of water).
- 2· Apply the mask quickly with a brush or spatula onto the area to be treated. It will take about 5 minutes before the mask changes its texture.
- 3· The borders of the mask should be thickened to make removal easier.
- 4· Leave mask under exposure for 15-20 minutes.
- 5· A slight gesture, such as moving the facial muscles, will also make removal of the mask easier.
- 6· Begin removal of the mask from the base of the neck, pulling from the edges.
- 7· Once removed, clean the skin with small sponges dampened in water.



MAIN INGREDIENTS

ALGIMAGIC MOISTURISING

- Carrot Extract
- Cucumber Extract

ALGIMAGIC NOURISHING

- Hypericum Extract
- Hop Extract

ALGIMAGIC REAFFIRMING

- Equisetum Extract
- Watercress Extract

ALGIMAGIC OXYGENATING

- Glycoproteins

ALGIMAGIC DECONGESTIVE

- Camomile Extract
- Salvia Extract



AMPOULES

THE BIOLOGICAL COMPOUNDS IN AMPOULES



■ HIDRALEIM

It is a smooth milk, made with a base of natural proteins and amino acids as well as a vegetable extract that contributes a variety of natural acids, hydrocarbons and sulphur compounds.

• **Application:**

- a. To apply using galvanic facial machine: (use a machine with variable intensity) Apply product onto the skin, then use the positive pole. The duration of the session should be about 20 minutes and should be repeated daily if needed.
- b. To apply using massage: Apply to the skin with a circular motion to the area requiring treatment. Massage gently until fully absorbed.

• **Results:** This unique formula rehydrates the skin, and ensures the skin is kept at an optimal level of hydration. At the same time, it improves the elasticity of the skin, as well as micro-circulation of the skin to the treated area.

■ COLLAGEN AND GINSENG

This is a solution that brings together the hydrating action of Collagen and the amazing properties of ginseng extract to completely revitalise the skin's complexion.

It is advisable for dehydrated and devitalised skins.

■ ELASTINA

It is comprised of a compound of a pure extract of animal Elastin. Elasticity is one of the most important

features in fibrous proteins contained in the human body. With its bio-mechanical properties of Elastin fibres, the compounds in these ampoules complement perfectly the firming properties of Collagen. The combination of Collagen and Elastin fibres, thanks to incredible endurance and flexibility, provides the skin with great suppleness and elasticity.

• **Instructions:** Recommended for use on skin that shows signs of ageing, like loss of firmness and elasticity. It is ionizable (negative pole, 1,5m/A).

■ COLLAGEN

Contains a pure extract of soluble Collagen, extracted from connective tissue. Collagen represents the major part of connective tissue, reaching up to 70%. In young skin, this tissue is made up almost solely of soluble Collagen (unconnected), which means Collagen is able to move within connective tissue. Thanks to this property, skin has a great ability to restore moisture levels.

As we age, Collagen becomes less mobile (insoluble, therefore connected), causing lack of elasticity, loss of firmness, and a reduced ability of self-hydration. This process can lead to premature ageing and the formation of wrinkles.

• **Instructions:** Recommended for use on skin that shows signs of dehydration and loss of firmness. It is ionizable (negative pole, 1,5m/A)



■ PLACENTA

Placenta extract contain an abundance of active substances (56) – including vitamins, enzymes, and amino acids. Alkaline phosphates serve as purifying ingredients. With regular use, a noticeable increase in cellular respiration and metabolism can be experienced, and this provides a profound revitalisation of the skin.

• **Instructions:** Recommended for providing a revitalisation of the epidermic layer of the skin, which means a better ability of retaining moisture, a firming of the tissue, and improved elasticity. It is ionizable (negative pole, 1,5m/A)

■ BIORUBINE

Biorubine is a natural biological complex, containing a high amount of certain enzymes that act with great intensity against excess accumulation of fluid and bacteria. It also contains a particular polysaccharide, which stimulates the circulation of blood to the peripheral layer, resulting in improved respiration that works well against redness.

• **Instructions:** Recommended for use in order to avoid and/or eliminate skin redness.

■ VITAMIN A+E

Vitamin E can dominate as the "protective" vitamin. It acts as an anti-oxidant, and by applying it regularly, it will play a major preventive role.

Vitamins are helping to fight against the formation of

free radicals, caused by oxygen, ultraviolet rays, or atmospheric ozone. Excessive quantities of free radicals affects the protective role of the lipidic layer, affecting the functions of the cells, and causing deterioration of the skin quality.

Vitamin A is indispensable in the development of normal skin, and to have regular cellular division and formation. A deficiency of Vitamin A leads to excessively dry skin. Regular supplements of Vitamin A can help correct this problem.

• **Instructions:** Use for intense hydration treatment of very dry skin.

■ ROSEHIP SEED

A natural extract obtained from the seeds of Rosehip. Its oily extract contains a high concentration of unsaturated fatty acids (96%). These essential fatty acids are nutrients in synthesis and generation of cell





membranes, defence mechanisms and other physiological and biochemical processes related to the maintenance of the skin.

- **Instructions:** Provides strong regeneration treatment. Recommended to reduce the signs of premature ageing, (to ease laughter lines, wrinkles, etc.).

■ CERAMIDES

This product contains several main ingredients, like Galactosyl, Cholesterol, and Glycero phospholipides, among others.

Ceramides constitute the foundation of the indispensable lipids of the epidermic layer, helping to cement or connect several different layers, being responsible at the same time for hydroregulation of the skin.

- **Instructions:** Use to treat skin with epidermic hydroregulation deficiencies.

■ ROYAL JELLY

Royal Jelly is predominantly made of the secretion from bees' glands, produced to feed the Queen. Royal Jelly is a highly selective food produced in very small quantities. It contains a high proportion of proteins, fatty materials, glucose, amino acids and 7% of A.H. Acids.

- **Instructions:** Recommended for regeneration and activation of cellular functions of the skin.

■ PROPOLIS

Propolis is a substance that is collected by bees from the leaf buds of certain trees such as birch, willow, chestnut, fir and all poplar trees.

The Greeks, who coined the phrase "etymology", recognised its external use – to activate circulation to their sores or ulcers. The natural bio-chemicals found in Propolis have excellent vasoconstrictive properties.

- **Instructions:** It helps to perform a vasoconstrictive treatment. When used on the skin with broken or surfacing capillaries, Propolis will help to eliminate the appearance of broken capillaries, and increase healing capacity.

■ SAYONARA

The composition of this product is based on a high concentration of natural amino acids, and a proportionate amount of sulphur, reinforced by the presence of other substances that configure Sayonara's astringent and disinfectant properties.

By applying it to the skin we evoke an advanced detoxifying action, achieving highly satisfactory results in eliminating skin impurities.

- **Instructions:** This product must be applied on perfectly clean skin. Apply it using the fingertips in a gentle massaging motion.



■ HYDRAZULENE

By applying this product we are increasing the capillary function and absorption of the skin, hence attaining an optimum state of moisture in the skin. The intense yet gentle action of the ampoules can be applied to hypoallergenic or sensitive skin.

- **Application:** Massage gently onto problem areas until fully absorbed. This product is ionizable (negative pole, 1,5m/A)

■ FIRMING

This lotion is made up from natural components like pine extracts, which contain a high percentage of amino acids. It also contains unsaturated fatty acids, and plant extracts that greatly stimulate the skin.

By applying this lotion to the body, we gain pleasing results to help skin regain its firmness.

- **Face:** Improved firmness is achieved around the cheek area.
- **Body:** Increases firmness twice as much and generally improves the appearance of the body's skin.
- **Arms:** Helps to restore firmness in this area after rapid weight loss.
- **Abdomen:** It helps to reduce the flaccidity of the abdominal wall after childbirth.
- **Buttocks:** Helps to reintroduce the firmness of youth.
- **Thighs:** It helps to reduce flaccidity that disfigures the appearance.

This product is ionizable (negative pole) 1.5mA.

■ BUSTFIRM

Putting together the action of pine stems, extracts from ponytail, and glutamate, that also has contents that act as catalysts, reduces the affects of ageing.

Apply as directed for easily noticeable effects:

Revitalises and strengthening the pectoral muscles.

Nourishes and revitalises breast tissue, and helps improve breast firmness, reducing flaccidity.

The product is ionizable (negative pole, 1.5 mA).



MAIN INGREDIENTS

SAYONARA

- Salicylic Alcohol
- Aluminium Chlorhydroxide Allantoin
- Methionine
- Cysteine
- Tryptofan
- Arginine
- Biological Sulphure

PROPOLIS

- Propolis Cera

HYDRAZULENE

- Propylene Glycol (and) Cucumber Extract
- Complex LAV
- Azulene
- Cucumber Extract
- Glutaminic Acid
- Hystidine

VITAMIN A+E

- Placentol Oilsoluble
- Vitamin A
- Vitamin E

ROSEHIP SEED

- Rosehip Oil

ROYAL JELLY

- Royal Jelly Extract

HYDRALEIM

- Propylene Glycol (and) Cucumber Extract
- Complex LAV
- Cucumber Extract
- Glutamine
- Hystidine

ELASTIN

- Elastin

PLACENTA AMPOULES

- Vitamin F
- Placentol
- Reaffirming Extract

COLLAGEN AND GINSENG

- Collagen
- Ginseng Extract

CERAMIDES

- Ceramides
- Vitamin E

BIORUBINE

- Propylene Glycol
- Biorubine

COLLAGEN

- Propylene Glycol
- Collagen

FIRMING

- Vitamin F
- Placentol
- Hydrating Complex
- Vegetables Extracts

BUSTFIRM

- Vitamin F
- Placentol
- Hydrating Complex
- Glan de Mamariae Extract

LEIMPIL VIALS

- Depilate Complex
- Watersoluble Lanolin

A.C VIALS

- Monoethyltrisilanol Manunorate
- Algues Extract
- Hedera Extract
- Dextrin



NATURAL PLANTS

Only those really at one with nature are aware of its enormous and powerful potential.

The photo-cosmetic (also called "Cosmetics of the Plants") is the whole of science, practices and techniques regarding the aesthetics and care of healthy skin, by means of the activity of the active principles of the plants.



NATURAL PLANTS

■ MOISTURISING GEL

This product has a high moisturising power, which helps influence the colloidal balance of the cell, and leads to improvement of the skin's elasticity.

■ REAFFIRMING GEL FOR FACE AND NECK

This gel helps fight against flabbiness and relaxation of the skin on those areas prone to looseness (cheekbones and neck). Extracts such as Cucumber, Equisetum, and Watercress activate the subcutaneous irrigation, increase the strength and elasticity of the skin, and achieve an outstanding reaffirmation.

■ LIFTING

This is a complete skin renewal treatment, which acts on the skin by exercising a joined action of hydration, nourishment and reaffirmation.

■ CLEANSING GEL

This preparation creates a daily vitalising contribution for the skin, hydrating and smoothing. This product eliminates the later need for a tonic lotion, since its active ingredients make up for the function of the tonic.

■ ANTI-SOLAR HYPER MOISTURISING GEL

This is a product used to preserve and regulate the optimum level of hydration when the skin is exposed to extremely adverse weather conditions. This formulation incorporates high protection sun filter S.P.F. 15, American 30 and several natural extracts: Aloe Vera, Camomile, Horse Chestnut and Watercress. This turns the preparation into a solar screen that gives your skin the necessary softness and moisture control.





NATURAL PLANTS

SKINTYPE

Suitable for all skintypes.

PRODUCTS FOR USE AT HOME

- Natural Plants Cleansing Gel
- Natural Plants Moisturising Gel
- Natural Plants Reaffirming Face And Neck Gel
- Natural Plants Lifting
- Natural Plants Anti Solar Hyper Moisturising Gel

TREATMENT AT HOME

- In the morning:
 - a) Cleanse face and neck using the **Natural Plants Cleansing Gel**. Apply by massaging in with the fingertips using a rotating motion. Remove using damp cotton wool pads.
 - b) Apply the **Natural Plants Moisturising Gel** to the face and neck without massaging in completely.

At night:

- a) Cleanse face and neck using the **Natural Plants Cleansing Gel**. Apply by massaging in with the fingertips using a rotating motion. Remove using damp cotton wool pads.
- b) Apply the **Natural Plants Reaffirming Face And Neck Gel** and spread over face and neck without massaging in completely.

* If a "shock" treatment is required to refresh the skin, substitute the use of the **Reaffirming gel** in (b) with the **Natural Plants Lifting** twice a week. By

doing this, it is exercising a combined moisturising, nourishing and reaffirming action on the skin.

** In the cases where skin is very dry and dehydrated, substitute the use of the **Moisturising gel** for the **Natural Plants Anti Solar Hyper Moisturising Gel**.



MAIN INGREDIENTS

NATURAL PLANTS MOISTURISING GEL

- Equisetum Extract
- Mallow Extract
- Chamomille Extract
- Cucumber Extract

NATURAL PLANTS CLEANSING GEL

- Hop Extract
- Hamamelis Extract
- Yarrow Extract
- Quilaya Extract
- Rose Extract
- Basswood Extract

NATURAL PLANTS ANTI-SOLAR HYPER MOISTURISING GEL

- Aloe Vera Extract
- Chamomille Extract
- Hipocastanum Extract
- Watercress Extract

NATURAL PLANTS REAFFIRMING GEL FOR FACE AND NECK

- Cucumber Extract
- Watercress Extract

NATURAL PLANTS LIFTING

- Equisetum Extract
- Cucumber Extract
- Hop Extract
- Hypericum Extract
- Gentian Extract
- Thyme Extract

L E I M

YOUR SKIN'S BEST FRIEND

Laboratorios Cosméticos LEIM, S.A.
Caramanchel, 2 · 03804 Alcoy · SPAIN
<http://www.leim.net>
e-mail: leim@leim.net